



quED – the Entanglement Demonstrator

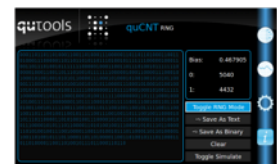
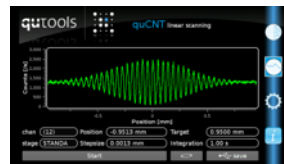
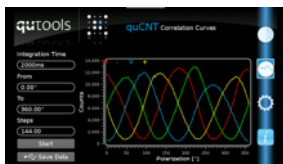
A Science Kit for Quantum Physics



Quantum physics is deeply rooted in the heart of modern physics, but is not easy to teach. Corresponding experiments are often difficult to use and maintain.

The quED is an entanglement demonstrator that fits on any lab desk and can be set up in minutes. Its design combines recent achievements of quantum optics technology into an easy-to-use system for academic, research and applied purposes with precise accuracy. Advanced models for scientific purposes are available as well, with a high performance meeting the requirements of state-of-the-art physics experiments. The software with touch screen interface is easy-to-use and intuitive.

Easy-to-use software interface



Two versions are available



The manual version of the quED is best suited for student lab courses, where the students have to measure for themselves. Thus, they get a feeling what “measuring” really means and that you need a bit of patience in the natural sciences.

The motorized version is a complete one-click solution suitable for demonstrating quantum effects in lectures or presentations. You don't have to worry about the measurement itself, you can just view the results as they build up automatically.



Everything included to start the experiments immediately

The system includes the source of polarization-entangled photon pairs, two silicon avalanche photodiodes, a four-channel counter with integrated coincidence unit, two polarizers (either in a manual rotation mount or in a motorized mount) and a control unit with a touchscreen interface.


For maintenance, alignment utilities including auxiliary visible laser module are included as well.





The functionality of the quED system can easily be extended with (currently) three add-ons:

Michelson Interferometry Add-On for quED



Interference is generally considered to be a wave phenomenon. Curiously it also works with single quantum objects. Use the quED-MI Michelson Interferometer add-on together with the quED to show that this is the case.

This Add-On is available as a manual version (for student labs) and (for demonstration/lectures) as a motorized version.

Hanbury Brown-Twiss effect Add-On for quED



Explore the particle nature of single photons with the quED-HBT add-on for the quED. You can perform the “Grangier-experiment” with this Hanbury Brown & Twiss setup or build your own quantum random bit generator.

In connection with the quED-MI Michelson Interferometer add-on, it is even possible to show wave and particle nature of photons at the same time!

Hong-Ou-Mandel effect Add-On for quED



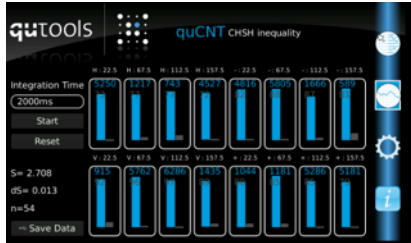
Experience the purely quantum 2-photon interference effect by revealing the Hong-Ou-Mandel dip.

This Add-On is available as a manual version (for student labs) and (for demonstration/lectures) as a motorized version.



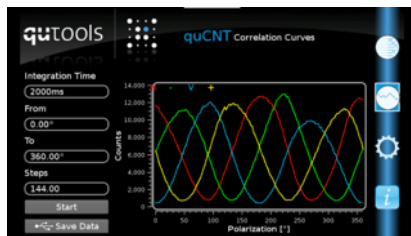
Sample experiments

Violation of Bell’s inequality (CHSH)



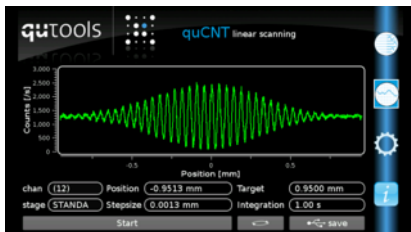
The definition of an entangled state in quantum physics can be rather simple: Two quantum objects cannot be described separately, only together. To show that a quantum system is entangled, the value of the Bell inequality (here, the CHSH equation) is determined by measuring the coincidence rate at 16 different polarizer settings. If the value is above 2, the state is entangled.

“Non-classical” polarization correlations



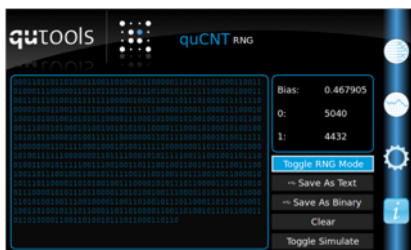
Polarization entangled states show correlations for all different combinations of the polarizer settings. You can fix one polarizer at 0° (horizontal, in the screenshot red), 45° (yellow), 90° (vertical, blue), 135° (green). The other polarizer is rotated. This shows the “non-classical” correlations of entangled photons.

Michelson-Interferometer



In a Michelson interferometer, the light is split up at a beam splitters into two arms and combined again and it will show interference. You can show that this is also possible with single photons. Perform this experiment with the quED and its add-on for the Michelson interferometer.

Quantum random number generation



Photons behave completely random which can be used to generate real random numbers. You can build your one random number generator with the Hanbury Brown-Twiss add-on. The photon is detected after the beam splitter either at detector 1 (equals a “0” in a bit) or detector 2 (equals “1” in a bit) (and never on both because of the particle nature of photons).





What do you need for which experiment?

Single Photon Experiments without Interference

Experiment	quED	quED-MI	quED-HBT	quED-HOM	other parts
Particle Nature of Photons	●	-	●	-	-
Quantum Cryptography / QKD: BB84 Protocol	●	-	-	-	●
Tomographic Single Photon State Reconstruction	●	-	-	-	●
Quantum Zeno Effect	●	-	-	-	●
Quantum Random Number Generation	●	-	●	-	-

Single Photon Experiments with Interference

Wave Nature of Photons: Single Photon Michelson Interferometer	●	●	-	-	-
Quantum Eraser	●	●	-	-	-
Wave-Particle Dualism: Michelson + HBT	●	●	●	-	-
Double Michelson Interferometer	●	●●	-	-	-
Visible (White) Light Interference (Observable by Eye)	●	●	-	-	●
Measurement of Central Wavelength of Single Photons	●	●	-	-	-
Measurement of Coherence Length of Single Photons	●	●	-	-	-
Interaction-Free Measurement (Bomb Test)	●	●	-	-	●

Photon Pair Experiments with Polarisation Entanglement

Violation of Bell's Inequality (CHSH)	●	-	-	-	-
"Non-Classical" Polarisation Correlations	●	-	-	-	-
Tomographic State Reconstruction of an Entangled Photon State	●	-	-	-	●
Quantum Cryptography / QKD: BBM Protocol	●	-	-	-	●
Quantum Cryptography: Ekert Protocol	●	-	-	-	●

Photon Pair Experiments without Polarisation Entanglement

Hong-Ou-Mandel 2-Photon Interference	●	-	-	●	-
Hong-Ou-Mandel Interference + Hanbury Brown & Twiss	●	-	●	●	-
Franson Interference	●	●●	-	-	-


- AddOn / part needed
- 2 AddOns needed
- not needed





quED

The Entanglement Demonstrator



Hardware

The quED is **qu**tools' **E**ntanglement **D**emonstrator. A state-of-the-art physics experiment for the generation and analysis of polarization-entangled photon pairs.

The setup is perfectly suited to practically demonstrate the physics of entanglement in student lab courses at colleges and universities.

quED Specifications

	Basic model	High rate option
Single-count rate	> 10 kHz	> 50 kHz
Coincidence-count rate	> 1 kHz	> 5 kHz
Entanglement quality	> 88% (typ. 92%)	> 88% (typ. 92%)
Operating wavelength	810 nm (\pm 10 nm)	810 nm (\pm 10 nm)
Pump laser power	15 mW	up to 100 mW
Phase-matching	Type I	
SPDC type	Degenerate; Non-collinear	
Coincidence window length	approx. 40 ns	
Dimensions	Optical Unit: < 450 x 600 x 100 Electronic Unit: 480 x 300 x 150	
Counting rate interface	Graphical Touch Display USB, Ethernet	

Key features

- Generation/analysis of true polarization-entangled photon pairs
- Complete system: Ready to violate Bell's inequality (CHSH)
- Hands-on study of quantum phenomena
- Easy-to-use
- Custom configuration

System includes

- Two Silicon avalanche photodiodes
- Alignment help utilities including auxiliary visible laser module
- Four-channel counter with integrated coincidence logic unit
- Two polarizers in rotation optic mounts
- Control and read-out unit

Optional accessories

- Additional polarization-control and polarization-analysis optics
- Laser safety protection
- Motorized rotation mounts
- Connection to a PC (Windows or Linux)

Simple, yet efficient:

The design of our quED combines recent achievements of quantum optics technology into an easy-to-use system for academic, research and applied purposes. Advanced models for scientific or commercial purposes are available as well, with a high performance meeting the requirements of state-of-the-art physics experiments. The properties of each quED system can be custom-configured to match the customer's exact needs and applications.

Disclaimer: The information contained herein is subject to change without notice. qutools shall not be liable for technical or editorial errors or omissions contained herein.