


TeraSense
Terahertz imaging systems



**The World's First
HIGH SPEED TERAHERTZ
IMAGING SYSTEMS**

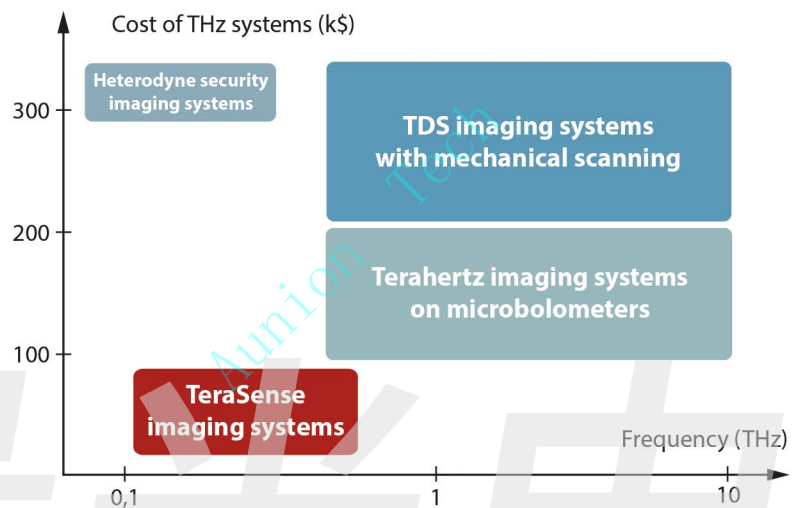


TeraSense has developed an original patent-protected technology for making a new generation of semiconductor detector arrays for terahertz imaging. The detectors developed by TeraSense have good sensitivity compared to other available detectors working in THz range (0.05 – 0.7 THz). TeraSense detectors have an advantage with their low cost and ease of fabrication in large quantities in the form of 2D arrays, thanks to compatibility of the TeraSense technology with mass-production lines of semiconductor industry. The detector arrays are scalable in the number of pixels.

With the use of TeraSense imaging chips, an extremely compact and sensitive THz camera can be produced. It is essential that spatial resolution of such a camera is around 1 mm and registration time is less than 1 second. That makes it possible to effectively use TeraSense imaging chips for medical diagnostics, non-destructive testing and many other terahertz applications.

For the terahertz generation purposes TeraSense uses proprietary IMPATT and backward-wave oscillator (BWO) technologies. These THz sources allow for the delivery of up to 1 W power at sub-THz frequencies (0.1 - 0.3) THz.

Existing terahertz imaging systems



Terasense products



Terahertz imaging cameras

- Wide spectral range 50 GHz – 0.7 THz
- Noise Equivalent Power 1 nW/√Hz
- High speed image acquisition rate up to 5000 frames per second
- 1.5 x 1.5 mm pixel size
- Customized solutions and compact size
- Low cost

Ultrafast line camera for conveyor applications

TeraSense has developed Terahertz camera optimized for high-speed conveyor industrial applications. The camera features 5 kHz (5000 frames per second) speed, custom pixel number and special software to stitch shots.

Number of pixels (scalable): 256 x 1
 Min detectable power/pixel: 100 nW (at 5000 fps)
 45 nW (at 1000 fps)
 14 nW (at 100 fps)





Sub-Terahertz Sources

IMPATT diodes (IMPact ionization Avalanche Transit-Time)


- Available frequencies: 100 GHz and 140GHz
- High power output power: 80 mW and 30mW
- Protective isolator for enhanced stability
- 1 MHz line-width (typical)
- TTL modulation option with 1 μ s rise/fall time
- High gain horn antenna or WR- type flange

Powerful Terahertz Sources

- Up to 1 W output power
- 80—360 GHz frequency range
- Electronic frequency tunability
- Continuous wave operation
- Backward-wave oscillator technology
- Customer-focused solutions



Ultrafast Terahertz Detectors



	Ultrafast	Fast
Response time	150 ps	1 μ s
Spectral range	50 GHz - 0.7 THz	50 GHz - 0.7 THz
Impedance	50 Ω	10 k Ω
Responsivity	0.5 V/W	10 V/W
Noise equivalent power	2 nW/ \sqrt Hz	1 nW/ \sqrt Hz
No power supply	✓	✓

Optics for Terahertz

TeraSense offers custom manufacturing of quasi-optical components for THz range: PTFE and TPX lenses, windows, prisms, attenuators, polarizers, beam splitters. Terahertz lenses are done with diameters 1 - 30 cm and focal lengths 50 - 300 mm.



TeraSense Imaging Cameras and IMPATT diodes have EC Certificate of Compliance (EC Certificate of Conformity) and are 100% environmentally friendly products that can be safely used with no detriment to human health/safety.

Featured Clients




Applications



Terahertz quality control

Non-destructive analysis (NDT) of the internal structure of objects (quality control of products). THz cameras enable to visualize the contents of sealed packages or food products under various enclosures.



((o)) Terahertz wireless communication

Building high-frequency wireless telecommunication systems of new generation (up to 100 Gbit/sec). This application holds high promise for high-speed information transmission between electronic devices; building wireless local area networks (WLAN) and wireless personal area networks (WPAN) of new generation, as well as creating entirely secured dedicated channels of wireless communication.



Terahertz imaging security

Security systems for people screening and luggage scanning. Here the emphasis is primarily made on one feature that unlike X-ray, THz radiation is not detrimental to human body. THz scanners allow remote detection of metallic, plastic, ceramic and other object concealed under clothes — at a distance of a few meters.



Terahertz imaging in medicine

THz tomography in medicine allows to conduct analysis of the upper layers of a human body — skin, vessels, joints and muscles. There are known successful applications of THz tomography for detecting skin and breast cancers at early stages. Capability of visualizing current conditions of wounds under gypsum/bandage layers also represents high interest.



Terahertz science

Scientific applications of THz radiation include spectroscopy of long-wavelength lattice vibrations of crystals, bending vibrations of molecules. Frequencies of soft modes in ferroelectric materials and frequencies matching the energy of apertures in superconductors are also 'residing' within THz range. Terahertz frequency range is convenient for creation and study of meta-materials and plasmonic effects.

About TeraSense



Since 2008

bringing innovations in THz imaging



Over 500 happy clients

in science and industry



50+ distributors

around the world



2 headquarters and
25 people team

with half holding Ph.D. degree



Products used at

5 continents in over
50 countries of the world



100+ publications
and **5 patents**

TeraSense
Terahertz imaging systems

Terasense Group, Inc.
2033 Gateway Place, Suite 500,
San Jose, CA 95110, USA

Phone: +1 (408) 600-14-59
E-mail: info@terasense.com
www.terasense.com