

BOA™ PULSE COMPRESSOR SPECIFICATIONS (UV WAVELENGTHS)

Pulse compressor model:	BOA-200	BOA-260	BOA-350	BOA-400
Wavelength range:	175 - 225 nm	250 - 350 nm	300 - 450 nm	350 - 500 nm
Max neg. GDD @ center wavelength¹:	-35,000 fs ²	-36,000 fs ²	-12,000 fs ²	-22,000 fs ²
Transmission² @ shortest wavelength:	> 55%	> 65%	> 65%	> 65%
@ center wavelength:	> 50%	> 60%	> 60%	> 60%
Max bandwidth @ maximum GDD³:	7 nm	12 nm	30 nm	23 nm
@ half-maximum GDD :	12 nm	20 nm	50 nm	40 nm
Maximum peak power:	500 MW			
Total additional beam path:	< 1.5 m			
Pulse repetition rate:	Any			
Angular dispersion (dθ/dλ) added:	0			
Pulse-front tilt (dt/dx) added:	0			
Spatial chirp (dx/dλ) added:	0			
1D beam magnification:	1			
Output/input beam collinearity:	< 10 mrad			
Required input polarization:	Horizontal			
Polarization rotation:	<0.1°			
Required input-beam diameter:	1 – 4 mm (collimated)			
Input-beam lateral displ. tolerance:	1 mm			
Number of alignment knobs:	Zero			
Time to set up:	~ 10 minutes			
Dimensions (L x W x H):	46 cm x 13.5 cm x 16 cm			
Weight:	~ 10 kg			

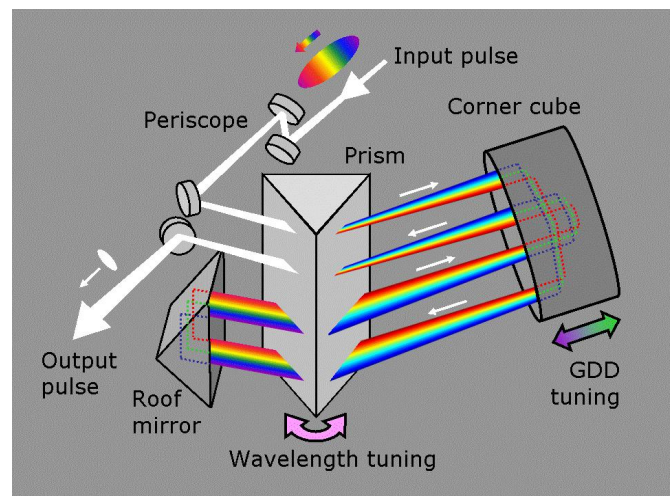
1- Center wavelength in nanometers is the number following the "BOA-" in the device model. Wavelength-dependent data for the full operation range is given in the following pages.

2- The overall transmission depends on polarization purity and beam divergence. The indicated numbers are typical, experimentally obtainable values, not theoretical estimates.

3- As with all dispersive pulse compressors, the maximum bandwidth is limited by beam clipping on the second pass through the prism and so depends on the prism-corner-cube separation (and hence the device's maximum negative GDD). A unique advantage of the BOA single-prism/corner-cube design, which tunes GDD by varying this separation, however, is that, if less than the full negative GDD is needed, the beam path will be shorter, and, as a result, the compressor can accommodate a pulse with a larger bandwidth.

ADDITIONAL NOTES

- The added angular dispersion, pulse-front tilt, and spatial chirp can be shown to always be identically zero and were all immeasurable in our experiments.
- If your beam is larger than 4 mm, please let us know, and we can easily design a pulse compressor with a larger aperture at no extra cost.
- Alignment of the pulse compressor into a beam is achieved using a simple trick: back-reflection off a removable glass window (provided) is used to make sure the beam is incident perpendicularly to the compressor-axis. Once you do this, simply remove the window. You are all set to compress your pulses.
- The pulse compressor itself is auto-aligning, so no alignment knobs are required for internal components.
- Motorized and computer-controlled versions are available upon request.



Layout for the BOA single-prism pulse compressor

上海昊量光电设备有限公司

中国区代理

官网: www.auniontech.com 电话: 021-34241961

邮箱: info@ahuniontech.com

地址: 上海市徐汇区漕宝路 86 号光大会展中心 F 座 3 楼

BOA™ PULSE COMPRESSOR SPECIFICATIONS (VIS. WAVELENGTHS)

Pulse compressor model:	BOA-530	BOA-600	BOA-700
Wavelength range:	450 nm - 600 nm	500 nm - 700 nm	600 nm - 900 nm
Max neg. GDD @ center wavelength ¹ :	-70,000 fs ²	-40,000 fs ²	-65,000 fs ²
Transmission ² @ shortest wavelength: @ center wavelength:	> 95% > 80%	> 95% > 80%	> 95% > 80%
Max bandwidth @ maximum GDD ³ : @ half-maximum GDD :	16 nm 30 nm	28 nm 50 nm	25 nm 50 nm
Maximum peak power:	500 MW		
Total additional beam path:	< 1.5 m		
Pulse repetition rate:	Any		
Angular dispersion (dθ/dλ) added:	0		
Pulse-front tilt (dt/dx) added:	0		
Spatial chirp (dx/dλ) added:	0		
1D beam magnification:	1		
Output/input beam collinearity:	< 10 mrad		
Required input polarization:	Horizontal		
Polarization rotation:	<0.1°		
Required input-beam diameter:	1 – 4 mm (collimated)		
Input-beam lateral displ. tolerance:	1 mm		
Number of alignment knobs:	Zero		
Time to set up:	~ 10 minutes		
Dimensions (L x W x H):	46 cm x 13.5 cm x 16 cm		
Weight:	~ 10 kg		

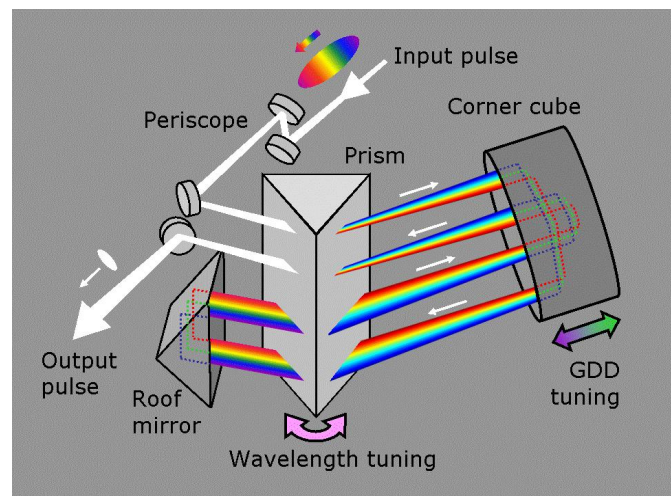
1- Center wavelength in nanometers is the number following the "BOA-" in the device model. Wavelength-dependent data for the full operation range is given in the following pages.

2- The overall transmission depends on polarization purity and beam divergence. The indicated numbers are typical, experimentally obtainable values, not theoretical estimates.

3- As with all dispersive pulse compressors, the maximum bandwidth is limited by beam clipping on the second pass through the prism and so depends on the prism-corner-cube separation (and hence the device's maximum negative GDD). A unique advantage of the BOA single-prism/corner-cube design, which tunes GDD by varying this separation, however, is that, if less than the full negative GDD is needed, the beam path will be shorter, and, as a result, the compressor can accommodate a pulse with a larger bandwidth.

ADDITIONAL NOTES

- The added angular dispersion, pulse-front tilt, and spatial chirp can be shown to always be identically zero and were all immeasurable in our experiments.
- If your beam is larger than 4 mm, please let us know, and we can easily design a pulse compressor with a larger aperture at no extra cost.
- Alignment of the pulse compressor into a beam is achieved using a simple trick: back-reflection off a removable glass window (provided) is used to make sure the beam is incident perpendicularly to the compressor-axis. Once you do this, simply remove the window. You are all set to compress your pulses.
- The pulse compressor itself is auto-aligning, so no alignment knobs are required for internal components.
- Motorized and computer-controlled versions are available upon request.



Layout for the BOA single-prism pulse compressor

上海昊量光电设备有限公司

中国区代理

官网: www.auniontech.com 电话: 021-34241961

邮箱: info@ahuniontech.com

地址: 上海市徐汇区漕宝路 86 号光大会展中心 F 座 3 楼

BOA™ PULSE COMPRESSOR SPECIFICATIONS (IR WAVELENGTHS)

Pulse compressor model:	BOA-800	BOA-1050	BOA-1300	BOA-1550
Wavelength range:	700 - 1100 nm	900 - 1200 nm	1200 - 1450 nm	1400 - 1700 nm
Max neg. GDD @ center wavelength¹:	-38,000 fs ²	-14,000 fs ²	-44,000 fs ²	-20,000 fs ²
Transmission² @ shortest wavelength:	> 80%	> 80%	> 80%	> 80%
@ center wavelength:	> 70%	> 70%	> 70%	> 70%
Max bandwidth @ maximum GDD³:	40 nm	110 nm	65 nm	120 nm
@ half-maximum GDD :	70 nm	190 nm	110 nm	200 nm
Maximum peak power:	500 MW			
Total additional beam path:	< 1.5 m			
Pulse repetition rate:	Any			
Angular dispersion (dθ/dλ) added:	0			
Pulse-front tilt (dt/dx) added:	0			
Spatial chirp (dx/dλ) added:	0			
1D beam magnification:	1			
Output/input beam collinearity:	< 10 mrad			
Required input polarization:	Horizontal			
Polarization rotation:	< 0.1°			
Required input-beam diameter:	1 – 4 mm (collimated)			
Input-beam lateral displ. tolerance:	1 mm			
Number of alignment knobs:	Zero			
Time to set up:	~ 10 minutes			
Dimensions (L x W x H):	46 cm x 13.5 cm x 16 cm			
Weight:	~ 10 kg			

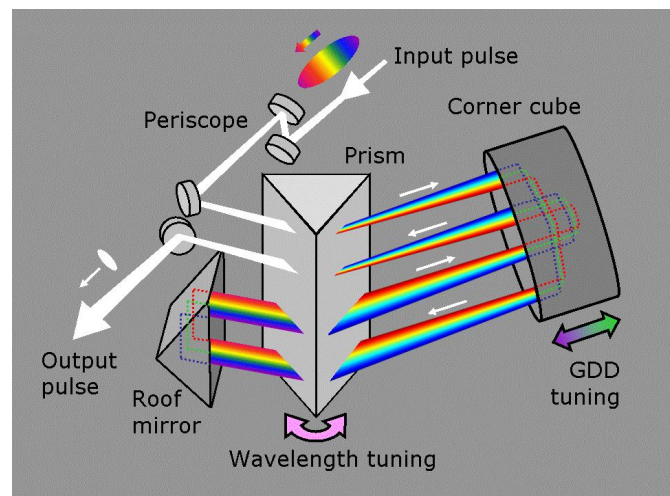
1- Center wavelength in nanometers is the number following the "BOA-" in the device model. Wavelength-dependent data for the full operation range is given in the following pages.

2- The overall transmission depends on polarization purity and beam divergence. The indicated numbers are typical, experimentally obtainable values, not theoretical estimates.

3- As with all dispersive pulse compressors, the maximum bandwidth is limited by beam clipping on the second pass through the prism and so depends on the prism-corner-cube separation (and hence the device's maximum negative GDD). A unique advantage of the BOA single-prism/corner-cube design, which tunes GDD by varying this separation, however, is that, if less than the full negative GDD is needed, the beam path will be shorter, and, as a result, the compressor can accommodate a pulse with a larger bandwidth.

ADDITIONAL NOTES

- The added angular dispersion, pulse-front tilt, and spatial chirp can be shown to always be identically zero and were all immeasurable in our experiments.
- If your beam is larger than 4 mm, please let us know, and we can easily design a pulse compressor with a larger aperture at no extra cost.
- Alignment of the pulse compressor into a beam is achieved using a simple trick: back-reflection off a removable glass window (provided) is used to make sure the beam is incident perpendicularly to the compressor-axis. Once you do this, simply remove the window. You are all set to compress your pulses.
- The pulse compressor itself is auto-aligning, so no alignment knobs are required for internal components.
- Motorized and computer-controlled versions are available upon request.



Layout for the BOA single-prism pulse compressor

上海昊量光电设备有限公司

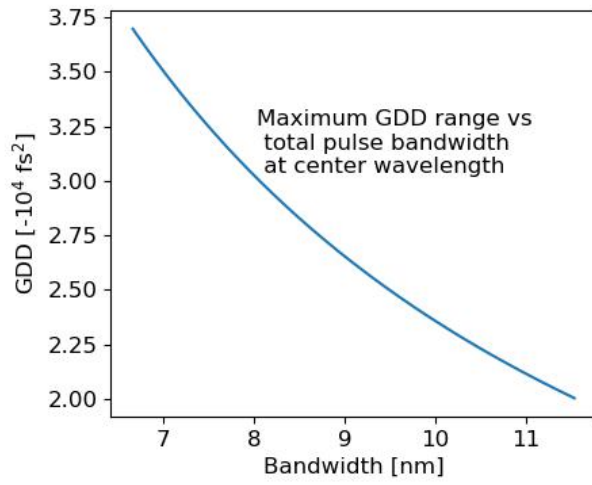
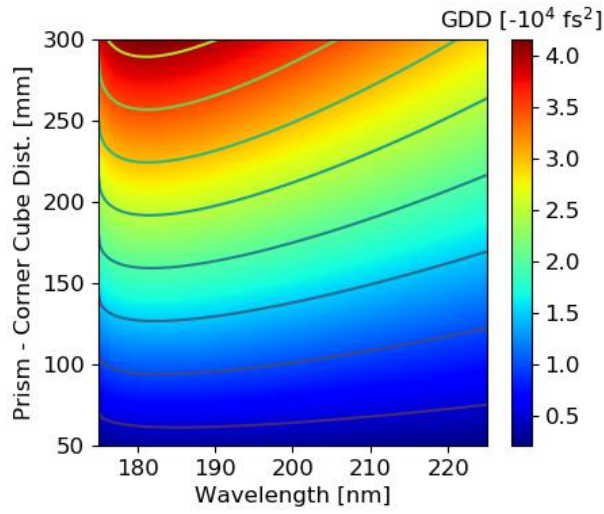
中国区代理

官网: www.auniontech.com 电话: 021-34241961

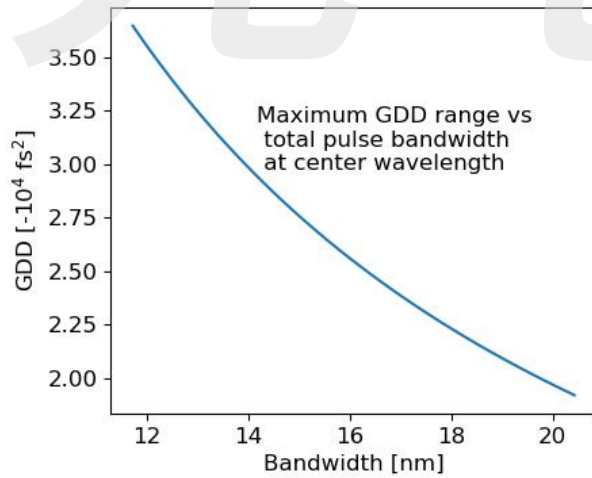
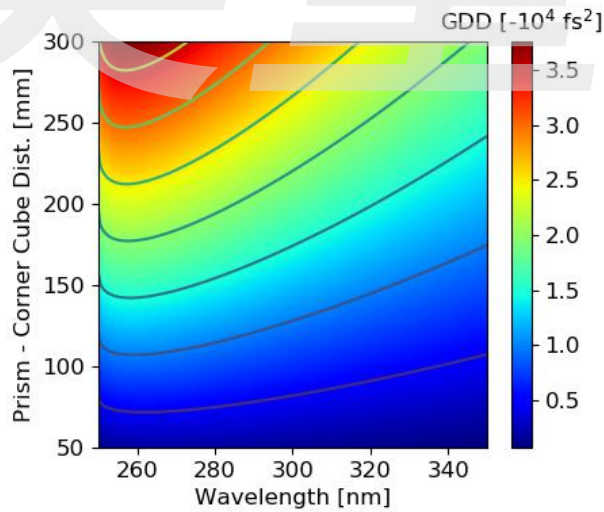
邮箱: info@ahuniontech.com

地址: 上海市徐汇区漕宝路 86 号光大会展中心 F 座 3 楼

Single Prism Pulse Compressor, BOA-200



Single Prism Pulse Compressor, BOA-266



上海昊量光电设备有限公司

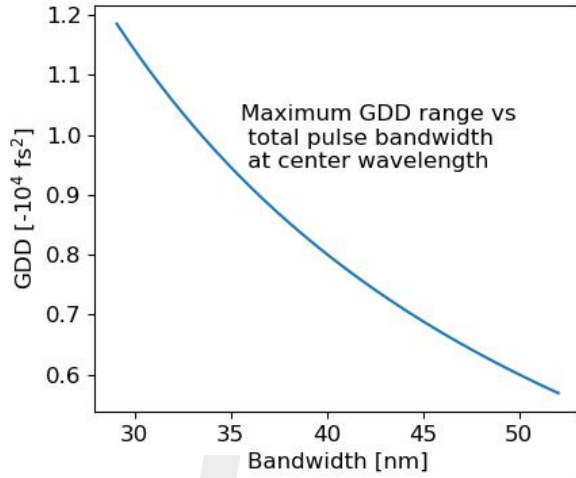
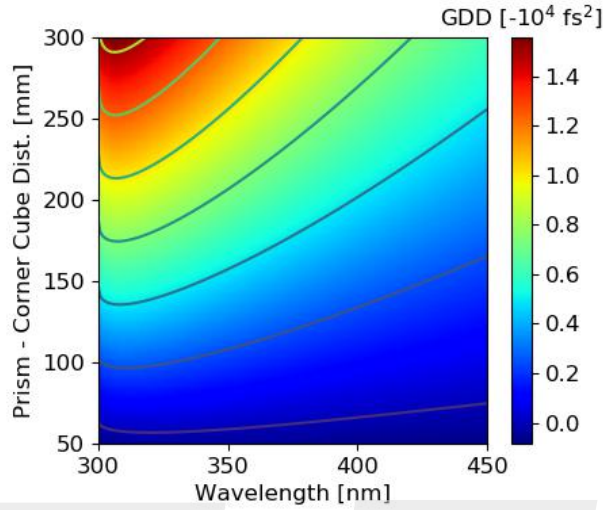
中国区代理

官网: www.auniontech.com 电话: 021-34241961

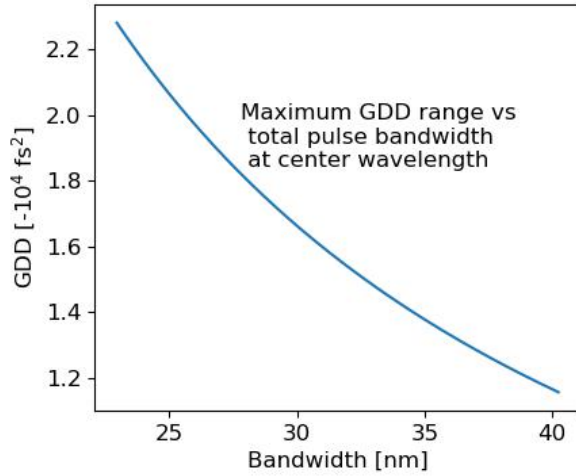
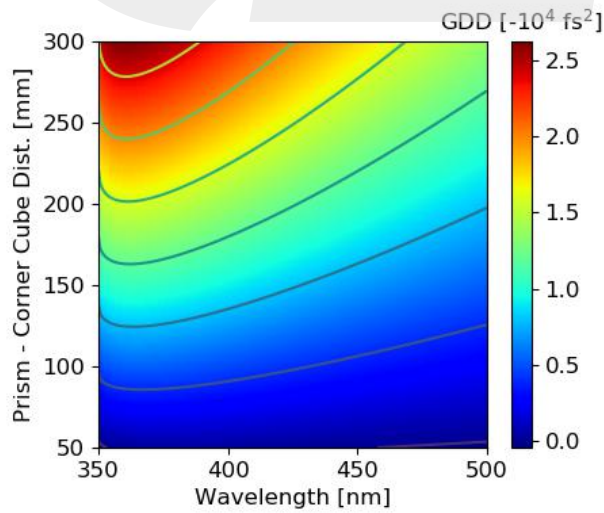
邮箱: info@ahuniontech.com E-mail: info@ahuniontech.com

地址: 上海市徐汇区漕宝路 86 号光大会展中心 F 座 3 楼

Single Prism Pulse Compressor, BOA-355



Single Prism Pulse Compressor, BOA-400



上海昊量光电设备有限公司

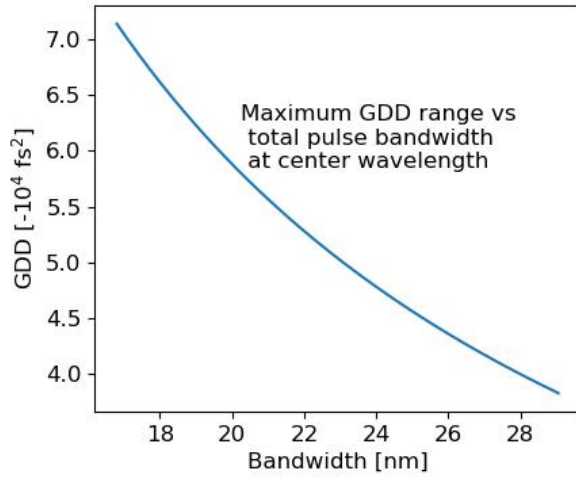
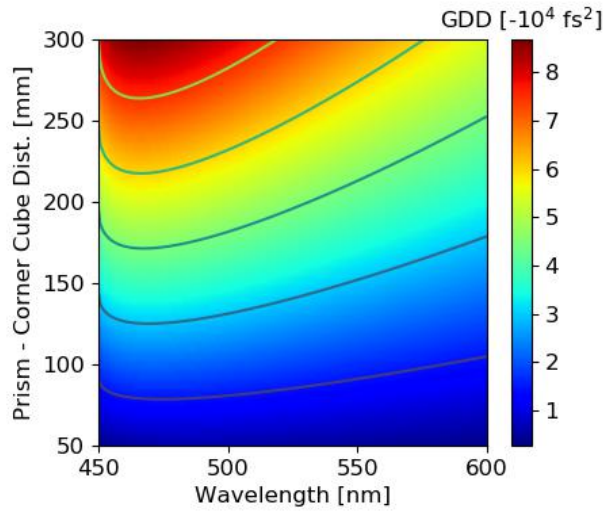
中国区代理

官网: www.auniontech.com 电话: 021-34241961

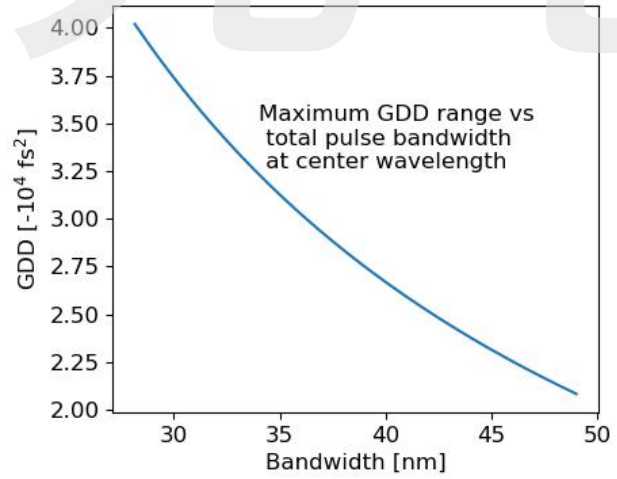
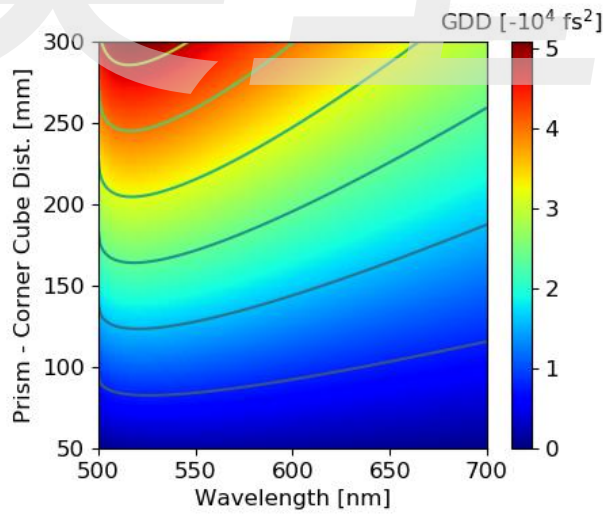
邮箱: info@ahuniontech.com

地址: 上海市徐汇区漕宝路 86 号光大会展中心 F 座 3 楼

Single Prism Pulse Compressor, BOA-532



Single Prism Pulse Compressor, BOA-600



上海昊量光电设备有限公司

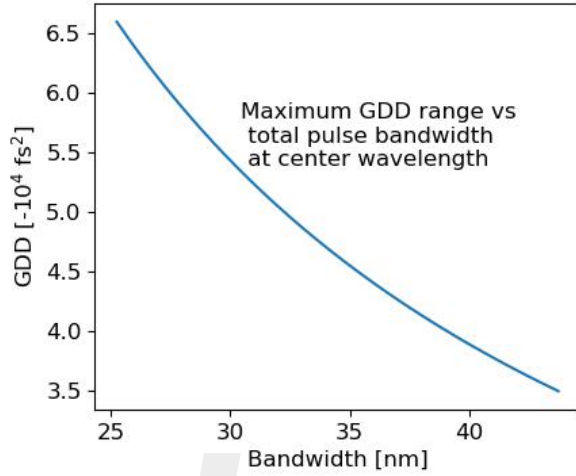
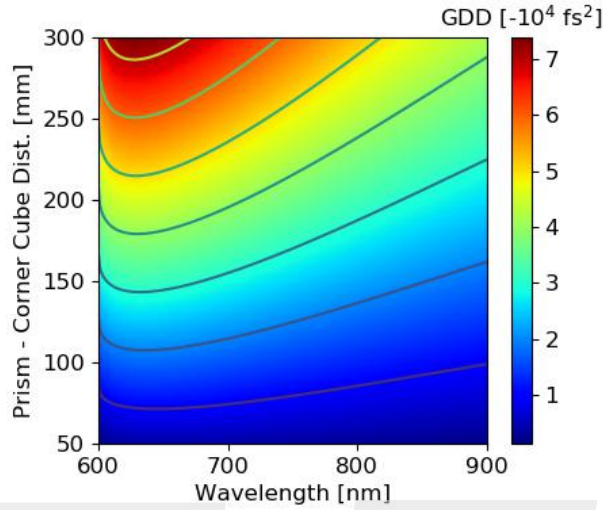
中国区代理

官网: www.auniontech.com 电话: 021-34241961

邮箱: info@ahuniontech.com E-mail: info@ahuniontech.com

地址: 上海市徐汇区漕宝路 86 号光大会展中心 F 座 3 楼

Single Prism Pulse Compressor, BOA-700



昊量光电

上海昊量光电设备有限公司

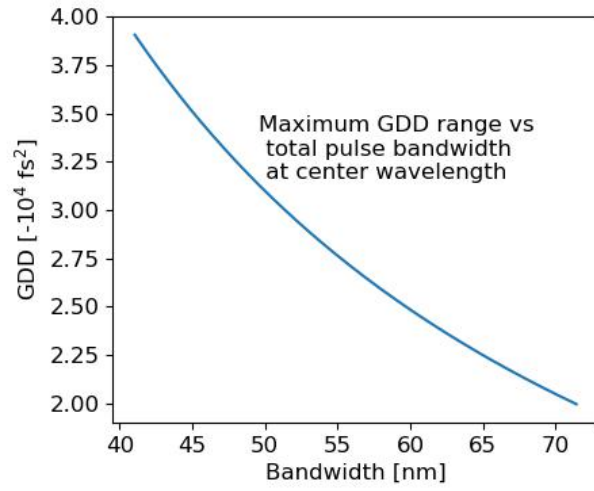
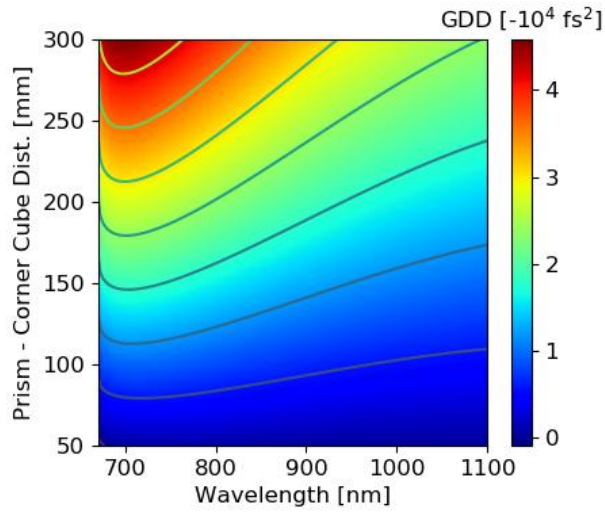
中国区代理

官网: www.auniontech.com 电话: 021-34241961

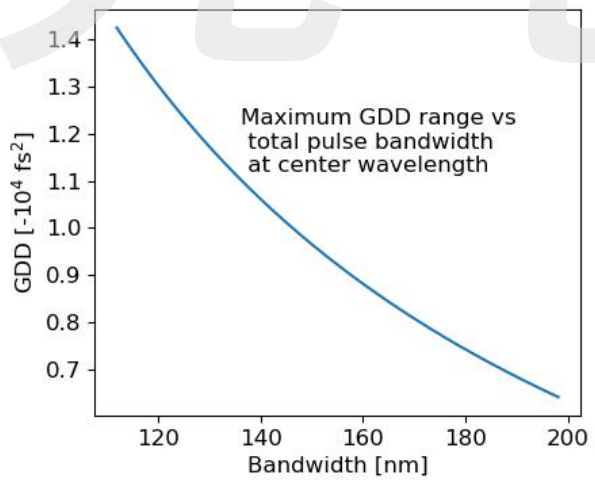
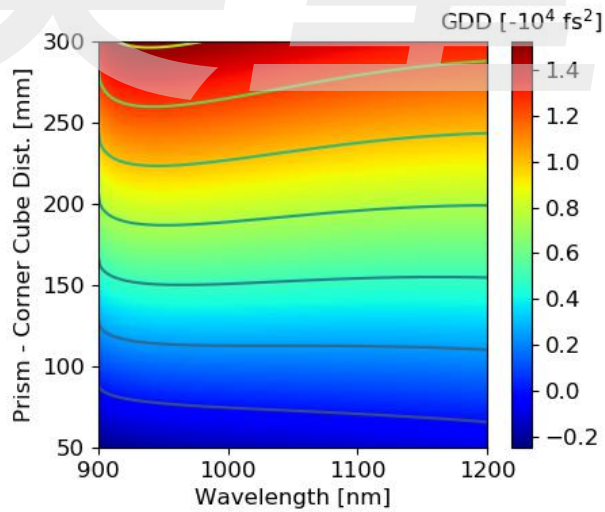
邮箱: info@ahuniontech.com

地址: 上海市徐汇区漕宝路 86 号光大会展中心 F 座 3 楼

Single Prism Pulse Compressor, BOA-800



Single Prism Pulse Compressor, BOA-1050



上海昊量光电设备有限公司

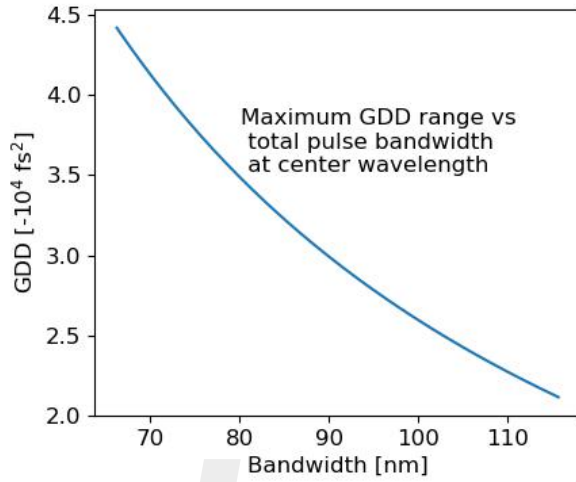
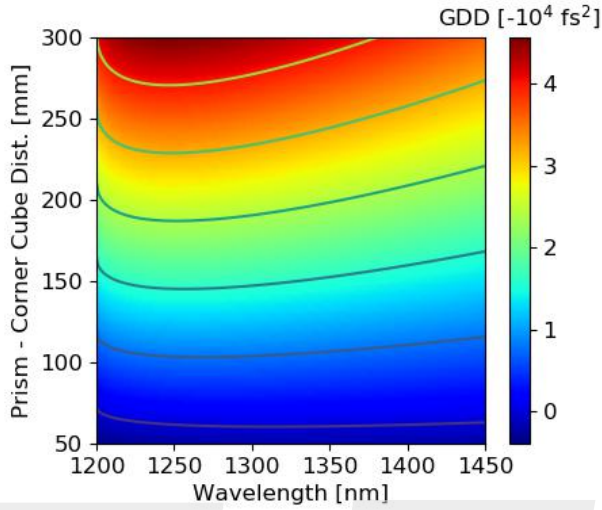
中国区代理

官网: www.auniontech.com 电话: 021-34241961

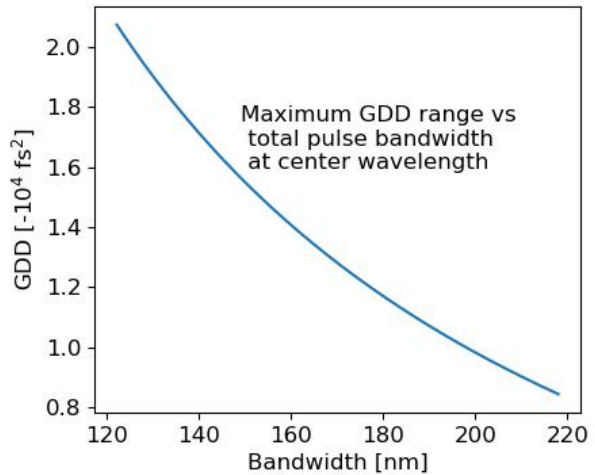
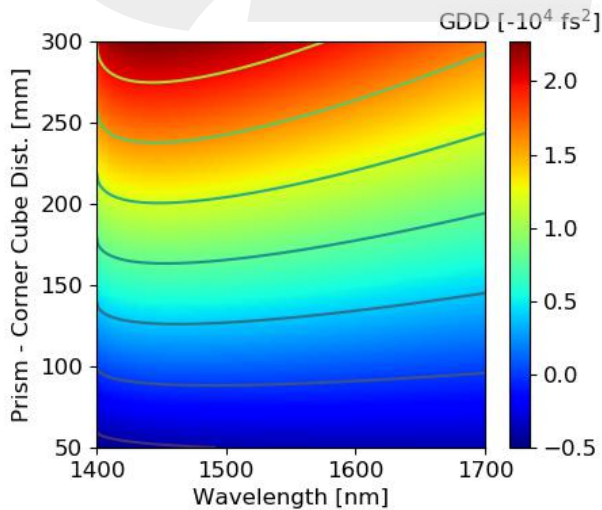
邮箱: info@ahuniontech.com

地址: 上海市徐汇区漕宝路86号光大会展中心F座3楼

Single Prism Pulse Compressor, BOA-1300



Single Prism Pulse Compressor, BOA-1550



上海昊量光电设备有限公司
中国区代理

官网: www.auniontech.com 电话: 021-34241961

邮箱: info@ahuniontech.com E-mail: info@ahuniontech.com

地址: 上海市徐汇区漕宝路 86 号光大会展中心 F 座 3 楼