


Tombak

Pulse & Digital Delay Generator

Pulse-Picker | Voltage Converter

AWG (Arbitrary Waveform Generator)

Freq. Divider | Burst generator/shaper




Aero  ODE

www.aerodiode.com

Tombak

Pulse Delay Generator

This Pulse Delay Generator is a precision instrument that enables the user to consolidate multiple functions into one compact device.



This unit is a great asset to generate high frequency pulses, delays and bursts. It's an ideal testing and timing control instrument for electronics, lasers or camera setup.

Key applications

- Ideal for OEM integration
- Components test
- Laser timing control
- Laser pulse-picking
- Precision pulse application
- Instrument triggering
- ATE applications
- Camera synchronization

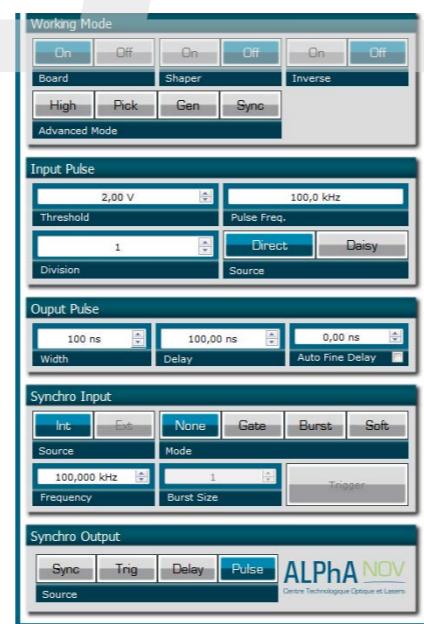
Key features

- 10 ps delay resolution
- 80 ps RMS jitter (few ps in direct mode)
- Min input voltage: 30 mV (<10 mV optional) with adjustable threshold
- 150 MHz voltage level converter / Digital Delay
- 20 MHz standalone generator
- 2 ns pulse resolution
- Photodiode input (optional photodiode)
- Burst/Gate generator
- Down to 12 ns insertion delay
- USB and many libraries (LabVIEW, Dlls, Hexa etc.)



Exemple of using cases : pulse picking from external synchronization signal


GUI control software




Operating Modes



Possibility to stack multiple synchronized modules.



Tombak is part of Aerodiode multiboard system which makes users save a lot of time for R&D and integration.



Tombak is also available at board level for OEM integration (Minimum order quantity may apply).

This Pulse Delay Generator offers several operating modes including pulse generator, Digital delay generator, frequency divider, burst generator, pulse picker and Voltage converter.

Pulse/Digital Delay Generator

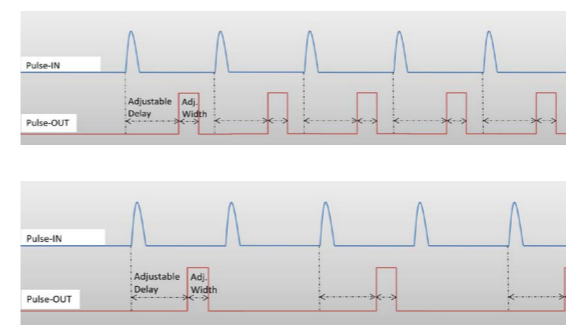
- Adjustable pulse delay: 10 ps to >1000 s
- Adjustable pulse width: 5 ns to >1000 s
- Delay resolution: 10 ps
- Width resolution:
 - 2 ns for pulse width: 5 to 510 ns
 - 5 ns for pulse width: 511 ns to 1000 s
- Jitter:
 - < few ps up to 10 ns delay
 - < 80 ps RMS up to 100 ns delay
 - < 200 ps RMS up to 500 ns delay
 - 1.5 ns RMS otherwise

Standalone generator

- Rate up to 20 MHz
- Programmable duty cycle

Pulse-Picker / Clock synchronizer

- Pulse picking up to 200 MHz input / 20 MHz output



Exemple of two simple using cases : Digital delay (top) and frequency divider (bottom)

Voltage level converter

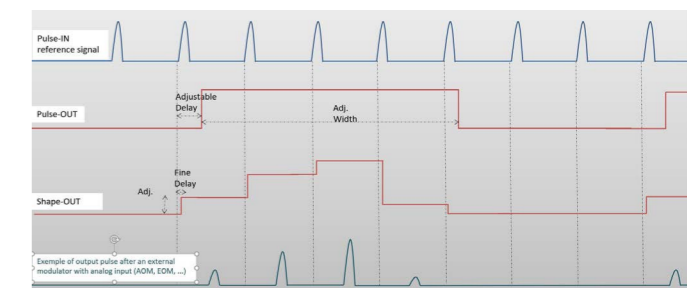
- Rate: up to 150 MHz
- Input Voltage: <30 mV to 3.3 V
- Adjustable output level: 1 V/3.3 V/5 V_TTL
- 12 ns insertion delay
- < 30 ps Jitter

Frequency divider/prescaler

- 200 MHz maximum input freq
- Division by 1 to 10⁹

Burst/gate generator

- 1 to 10⁹ pulses (burst)
- Adjustable trig to burst delay
- Intra burst resolution (internal source): 5 ns
- External or internal source generator
- External or software trigger/gate



Exemple of a complex using case : pulse picking with burst shaping

Technical Specifications

Electrical

Pulse_Out Outputs (SMA connector)

Output Impedance	50 Ω recommended coupling
Adjustable output level	1 V/3.3 V/5 V_TTL
Rise time	< 2 ns typical
Max output rate	20 MHz (up to 150 MHz as Digital Delay Generator)

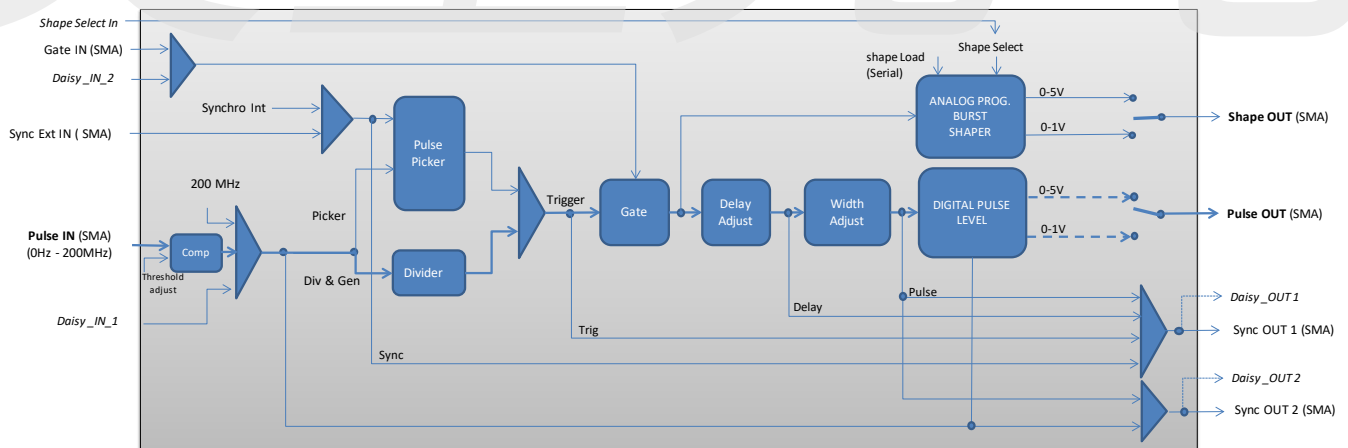
Pulse_In (SMA connector)

Input voltage	<30 mV to 3.3 V
Threshold	0-3.3 V-DC software adjustable (Pulse In)
Max Input rate	200 MHz
Insertion delay	12 ns / 15 ns / 70 ns (see user manual)

Sync Ext/Gate Inputs (SMA connector)

Input voltage	0 to 3.3 V
Threshold	1.2 V
Max input rate	20 MHz

Synoptic (probably the most efficient way to understand the product) :



General

Power voltage/current	+5 VDC/500 mA [charger included]
USB	USB 2.0 (cable included)
Stackable units	Multiple channel setup using several units (single USB/ single power supply/single synchronization input signal)
Dimensions (mm)	104*95*28.2