

Specifications	Camera Performance
Sensor	Gpixel GSense 5130 Scientific CMOS sensor
Active Array Size	5056 x 2960 (15 Megapixel)
Pixel Area	4.25µm x 4.25µm (18.06µm ²)
Sensor Area	21.49mm x 12.61mm 24.9mm diagonal
Peak QE%	>73%
Read Noise	1.5e-
Full-Well Capacity	13,000e-
Bit Depth	16-bit
Readout Mode	Rolling Shutter Effective Global Shutter Programmable Scan Mode (PCI-E only)
Binning	2x2 (on FPGA)

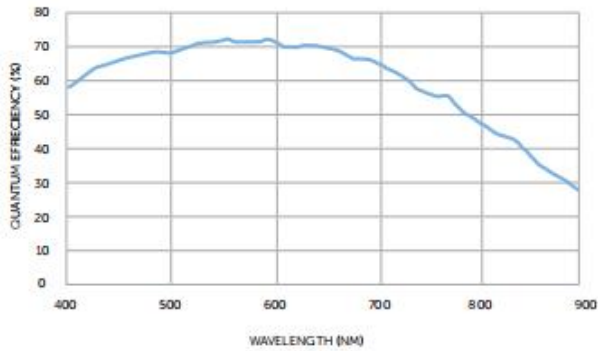
Cooling Performance	Sensor Temperature	Dark Current
Air Cooled	0°C @ 30°C Ambient	0.5e-/pixel/second

Specification	Camera Interface
Digital Interface	PCIe, USB 3.0
Lens Interface	F-Mount
Mounting Points	M ⁴ -20 mounting point on each side

Triggering Mode	Function
Input Trigger Modes	Trigger-First: Sequence triggered on first rising edge Edge: Each frame triggered on rising edge Any Row: Expose signal is high while any row is acquiring data All Rows: Effective Global Shutter – Expose signal is high when all rows are acquiring data Signal is high for set Exposure time
Output Trigger Modes	Rolling Shutter: Effective Global Shutter – Expose signal is high when all rows are acquiring data Signal is High for set Exposure time – Readout Time Line Output: Expose signal provides rising edge for each row advanced by the rolling shutter readout
Output Trigger Signals	Expose Out, Read Out, Trigger Ready

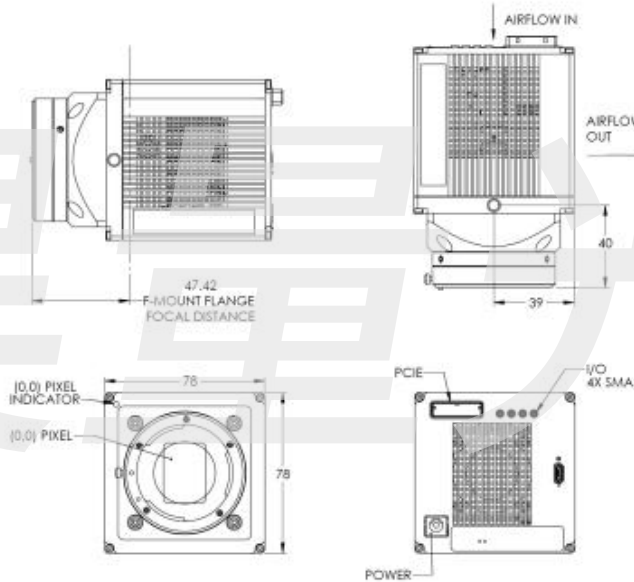
Programmable Scan Mode	Function
Scan Modes	Auto: Normal camera operation Line Delay: Control rolling shutter propagation rate by adding delays to the line time Scan Width: Control number of rows between reset and readout signal in the rolling shutter
Scan Direction	Down: Rolling shutter readout begins at the top of the sensor Up: Rolling shutter readout begins at the bottom of the sensor Down/Up Alternate: Rolling shutter readout alternates direction after starting at the top of the sensor

Aunion Tech Co.,Ltd
 Floor 3, Building 6, No. 2007 Hongmei road, Shanghai 201103 P.R. China
 Tel: +86-21-51083793 Fax:+86-21-34241962
 E-Mail: info@auniontech.com Website: www.auniontech.com



Frame Rate		
	PCI-Express	USB 3.0
Array Size	16-bit	16-bit
5056 X 2960	30	10
5056 X 1500	59	31
5056 X 512	174	91
5056 X 128	695	321

Accessories (Included)	
PCIe Card/Cable	Manual
Trigger Cable	QuickStart Guide
Power Supply	



Aunion Tech Co.,Ltd
 Floor 3, Building 6, No. 2007 Hongmei road, Shanghai 201103 P.R. China
 Tel: +86-21-51083793 Fax:+86-21-34241962
 E-Mail: info@auniontech.com Website: www.auniontech.com

Specifications	Camera Performance
Sensor	Gpixel GSense 5130 Scientific CMOS sensor
Active Array Size	2960 x 2960 (9 Megapixel)
Pixel Area	4.25µm x 4.25µm (18.06µm ²)
Sensor Area	12.61mm x 12.61mm 17.8mm diagonal
Peak QE%	>73%
Read Noise	1.5e-
Full-Well Capacity	13,000e-
Bit Depth	16-bit
Readout Mode	Rolling Shutter Effective Global Shutter Programmable Scan Mode (PCI-E only)
Binning	2x2 (on FPGA)

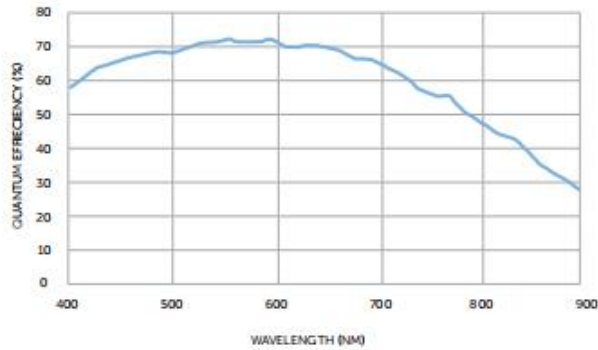
Cooling Performance	Sensor Temperature	Dark Current
Air Cooled	0°C @ 30°C Ambient	0.5e- /pixel/second

Specification	Camera Interface
Digital Interface	PCIe, USB 3.0
Lens Interface	C-Mount
Mounting Points	M*20 mounting point on each side

Triggering Mode	Function
Input Trigger Modes	Trigger-First: Sequence triggered on first rising edge Edge: Each frame triggered on rising edge Any Row: Expose signal is high while any row is acquiring data All Rows: Effective Global Shutter – Expose signal is high when all rows are acquiring data Signal is high for set Exposure time
Output Trigger Modes	Rolling Shutter: Effective Global Shutter – Expose signal is high when all rows are acquiring data Signal is High for set Exposure time – Readout Time Line Output: Expose signal provides rising edge for each row advanced by the rolling shutter readout
Output Trigger Signals	Expose Out, Read Out, Trigger Ready

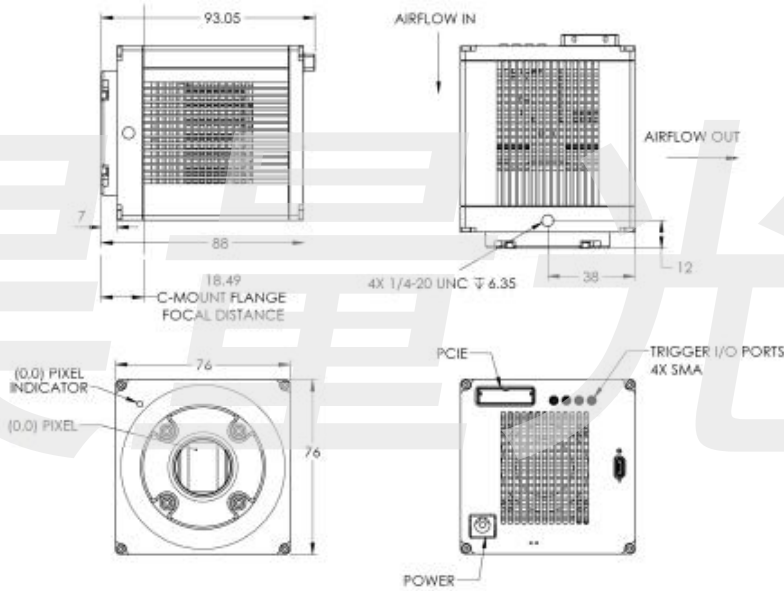
Programmable Scan Mode	Function
Scan Modes	Auto: Normal camera operation Line Delay: Control rolling shutter propagation rate by adding delays to the line time Scan Width: Control number of rows between reset and readout signal in the rolling shutter
Scan Direction	Down: Rolling shutter readout begins at the top of the sensor Up: Rolling shutter readout begins at the bottom of the sensor Down/Up Alternate: Rolling shutter readout alternates direction after starting at the top of the sensor

Aunion Tech Co.,Ltd
 Floor 3, Building 6, No. 2007 Hongmei road, Shanghai 201103 P.R. China
 Tel: +86-21-51083793 Fax:+86-21-34241962
 E-Mail: info@auniontech.com Website: www.auniontech.com



Frame Rate		
	PCI-Express	USB 3.0
Array Size	16-bit	16-bit
2960 x 2960	30	16
2960 x 1500	59	32
2960 x 512	174	94
2960 x 128	695	331

Accessories (Included)	
PCIe Card/Cable	Manual
Trigger Cable	QuickStart Guide
Power Supply	



Aunion Tech Co.,Ltd
 Floor 3, Building 6, No. 2007 Hongmei road, Shanghai 201103 P.R. China
 Tel: +86-21-51083793 Fax:+86-21-34241962
 E-Mail: info@auniontech.com Website: www.auniontech.com