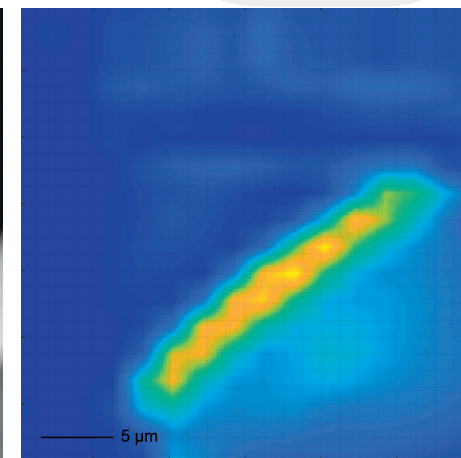
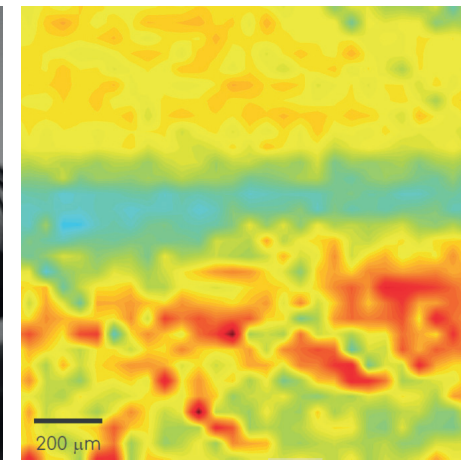





Measure different

Neta technology provides sub-micron acoustic imaging for thin films from 1 nm to 20 μm .

Our unique system can deliver measurements of every opaque, semi-transparent or transparent layer among a multi-layer stack.



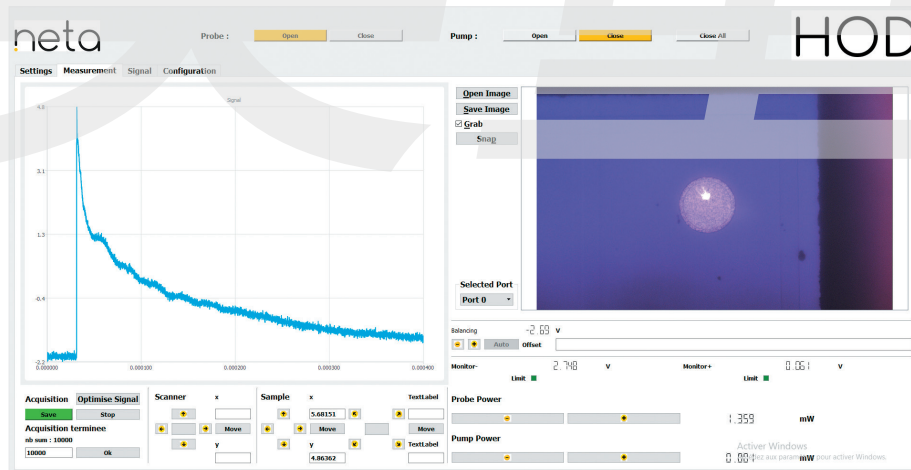
JAX



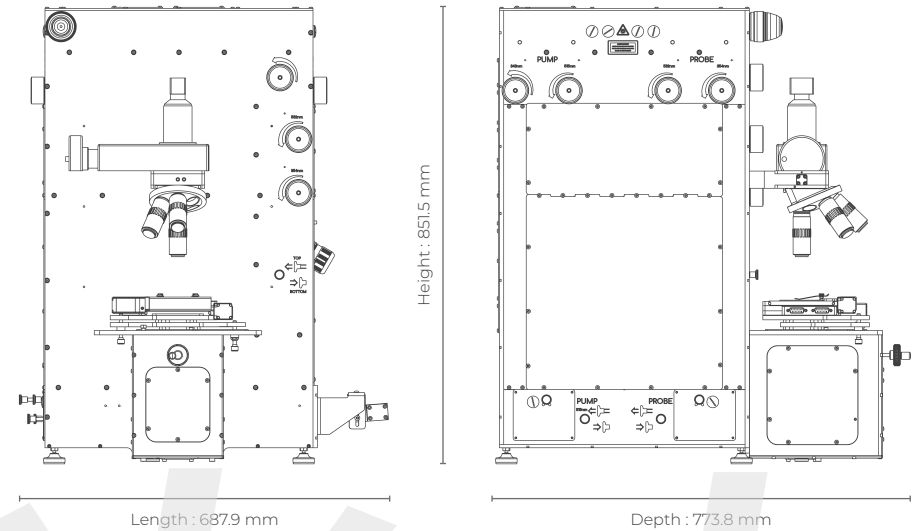
Neta uses unique property of lasers to provide, without damages, acoustic measurements which can be used for NDT in industry or state of the art measurements for lab.

The range JAX and its patented ASOPS technology allow imaging of mechanical properties of thin films or coatings from few nanometers to dozen microns. For metal film, ceramic coating, metal oxide deposition and many more thin films, Neta technology offers :

- Thickness mapping
- Bonding characterization
- Mechanical properties (E, G, n...)



JAX is the most advanced photoacoustic microscope and can offer all the features in one system with HOD software, an easy interface to perform and monitor reliable measurement.



MAIN FEATURES

Spectral coverage	1550/775 nm, 1064/532/355 nm
Lateral resolution	Down to 250 nm
Resolution in depth	Better than 1 nm
Acoustic waveform bandwidth	Up to 10 THz
Scan speed	Up to 5 mm/s
Repeatability	0,01%
Measurement mode	Single point, Line, SAW, Mapping
Sample characteristics	Flat wafer, high curvature parts, volumes piece

OTHER FEATURES

	JAX	CONTROLLER
Weight	80 kg	90 kg (20U)
Cooling	Air	

