





Model **N550** [Visible]

NewDEL™ VIS Fiber-coupled LED

Meticulously engineered photonic tools built to advance the goals of our customers, whether they are forging new paths in scientific discovery or implementing an ongoing project.



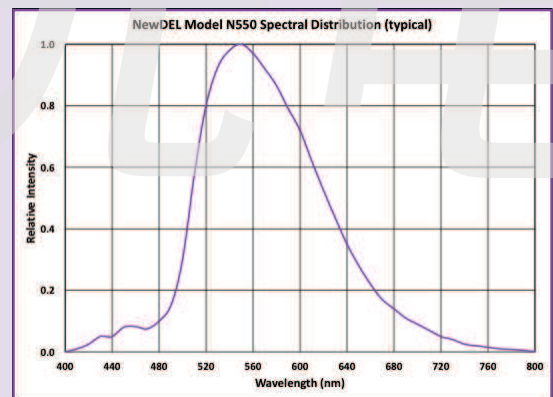
The NewDEL™ VIS fiber-coupled LED product group encompasses eight narrowband sources with center wavelengths ranging from 425 nm to 680 nm. The collection includes phosphor-coated green and amber LEDs to address the so-called green gap problem – the lack of a high efficacy semiconductor materials system for the green-yellow spectral region.



FRONT PANEL



REAR PANEL

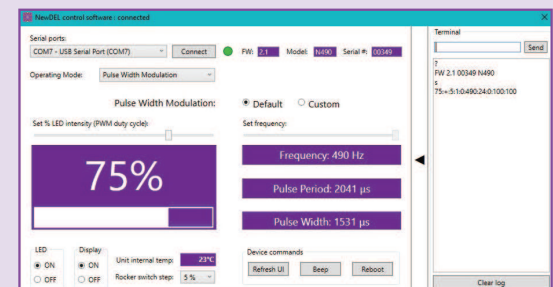


SPECIFICATIONS

- Central wavelength: **550 nm**
- FWHM: 80 nm (phosphor coated)
- Recommended fiber patch cable: **FP63P**, High-NA, Plastic Optical Fiber, NA 0.63
 - Optical power emitted (typical maximum): **170 mW**
- SMA905 connector (FC option upon request)

APPLICATIONS

- Fluorescence excitation of TRITC and OFPs
- Photocatalytic conversion of methane to methanol
- Photocatalytic syngas synthesis from CO₂ photoreduction
- Reversible hydrogel photopatterning
- Optogenetics activation of Archaerhodopsin (ArchT.)

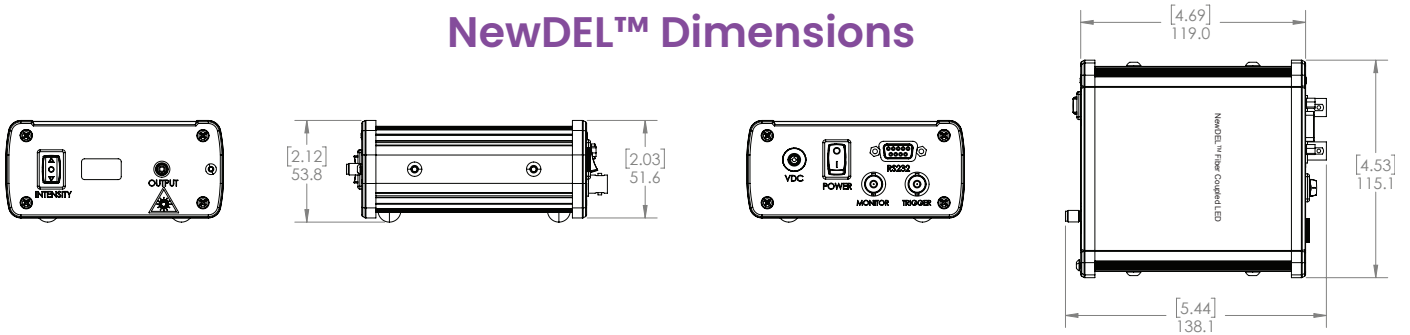


SOFTWARE INTERFACE



500 N. Commercial St.
Suite 502E
Manchester, NH 03101

NewDEL™ Dimensions



NewDEL™ Specifications

Optical coupling	SMA 905 type connector for multi-mode optical fibers with core diameters up to 1000 μm (FC connector optional)
Optical output power (typical)	170 mW
Wavelength range	550 nm
Operating modes - Pulse Width Modulation	Default 490Hz Custom (user set) 1-500Hz
Operating modes - Internal Trigger	Set Pulse Delay 10ms – 32s Set Pulse Duration 10ms – 32s
Operating modes - External Trigger	LED output controlled by 0-5V TTL
Serial Interface	RS-232, DB-9 female Converter cable RS-232 to USB-A (FTDI) is included
Trigger connector	Optically isolated BNC, 50 Ohms for External Trigger mode Cable not included
Monitor connector	BNC, 50 Ohms for reading PWM or pulse waveform Cable not included
Manual operation	Front panel intensity switch for Pulse Width Modulation mode Step size set by software; 1, 2, 4, 5, or 10 percent
Remote Operation - Software	Windows based GUI, available by download
Remote Operation - Programmability	Serial commands are provided to control a unit and query its status using a terminal program or other suitable programming systems
Front Panel Display	Passive Matrix OLED, can be deactivated through software % PWM Intensity or trigger operating mode with frequency
Thermal management	Passive cooling via conduction Internal temperature sensor/monitor readable by software
Power supply	Universal AC/DC Wall adapter, 90 to 264VAC at 47 to 63Hz input 12V 12W output, 1.5 m cord length, DOE VI Efficiency, Class B EMI, Safety Approvals: cUL/UL, RCM, CB, CE (international socket blade options)
Dimensions/Weight	4.7 x 4.5 x 2.0 in (119.1 x 115.1 x 51.6 mm) / 1.1 lbs (0.5 kg)

Peripherals & Accessories



All specifications are subject to change without notice. | All LumeDEL™ Terms and Conditions apply see: <https://lumedel.com/terms-of-sale/>

Copyright © 2023 LumeDEL LLC. All rights reserved.

上海昊量光电设备有限公司 Phone: 4006-888-532 WeChat: Auniontech Website: www.auniontech.com E-mail: info@auniontech.com