



Argo-WP 是一种校准*微孔板，设计用于荧光或多功能酶标仪，用于高内涵筛选（HCS）、高内涵成像（HCI）、高内涵分析（HCA）或高通量筛选（HTS）。

适用于系统:

Yokogawa **Cell Voyager**, Molecular Devices **ImageXpress** Line, Perkin Elmer **Opera Phenix**, Thermo Fisher **CellInsight**, Cytiva **InCell**...

所有测量的可靠参考点...

Argo-WP 作为标准：它提供具有稳定和精确特征的参考荧光图案。使用基于荧光的成像系统采集图像后，使用软件将图案的图像与其特征进行比较。由此产生的差异是系统引入的偏差。

偏差可以在我们的质量控制软件 Daybook 中进行监测。

用于故障排除、维护、IQ/OQ 等

您可以使用 Argo-WP 进行故障排除、主动维护、预防性维护甚至预测性维护。

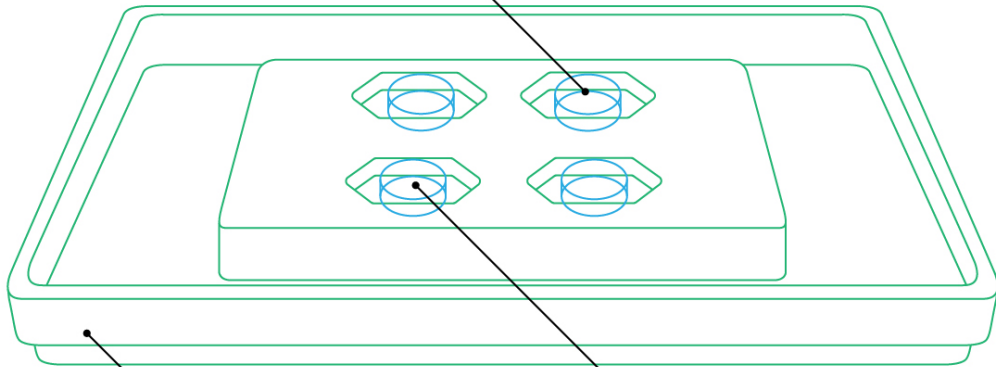
从合规性的角度来看，Argo-WP 可用作安装认证、操作认证（IQ/OQ）以及性能认证（PQ）流程的一部分。

省钱省时

成像仪设计用于处理数百个样本。因此，检测故障太晚会浪费样品并花费金钱。

使用 Argo-WP，您可以评估成像仪的功能，定期识别荧光强度/不规则模式的任何异常降低，这些降低会引起警报并触发技术干预。

Fluorescent patterns in each well
Designed to assess the quality of your imaging system




Anodised Aluminium
Low thermal expansion
Recyclable

Custom-made AG03 Glass
Water and oil resistant
More than 10 years durability


Well C5 : Field of rings.

It consists in a matrix of 35 × 35 rings, separated by 50 μm, with a cross in its center, on a total field of 1750 × 1750 μm². It is located in the well C5.



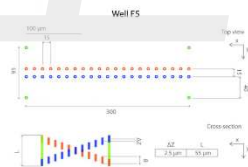
Well C8 : Grid

It consists in a grid with a size of 1000 × 1000 μm² and a step of 40 μm. It is located in the well C8.



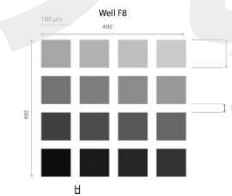
Well F5 : 3D crossing stairs

It consists in empty cylinders embedded at different depths, like two crossing stairs, with a step of 2.5 μm and surrounded by four 55 μm-long pillars. It is located in the well F5.



Well F8 : 4×4 intensity gradation

It consists in two layers of sixteen 100 μm-wide squares, on top of each other, having different fluorescence intensity levels following a linear evolution, organized in a 4×4 matrix. It is located in the well F8.



Analyze

More than 12 automated quality tests, several tens of relevant metrics.



FIELD
UNIFORMITY



FIELD
DISTORTION



LATERAL CO-
REGISTRATION
ACCURACY



LINE SPREAD
FUNCTION



RING SPREAD
FUNCTION



LATERAL
RESOLUTION



OPTICAL
SECTIONING
STRENGTH



STAGE
REPOSITIONING
REPEATABILITY



STAGE DRIFT
DURING
TIMELAPSE



STAGE DRIFT
DURING Z
STACKING



ACCURACY OF 3D
RECONSTRUCTION



INTENSITY
RESPONSE



SPECTRAL RESPONSE



POWER METER



POINT SPREAD
FUNCTION



ACCURACY OF CO-
REGISTRATION



UNIFORMITY OF FIELD

昊量光电