

ML6710i

Laser device for ophthalmology

ML6710i is a medical laser device designed for treatments in various ophthalmic indications. The laser is controlled intuitively from iPad app - the wireless connection allows flexibility for the treatment setup. The laser beam is formed into a circular, adjustable uniform spot by Modulight's laser beam shaper.



Designed for ophthalmologists

Every part and feature within ML6710i is designed to fulfill one goal: Enabling safe and efficient ophthalmic treatments for patients and doctors.

The laser itself is packaged in an elegant and durable metallic case. The laser device is accompanied by an iPad mini, which is used for setting up the treatment and controlling the laser. The user interface has been optimized for easyness of use, while keeping up with the strict requirements of a medical laser.

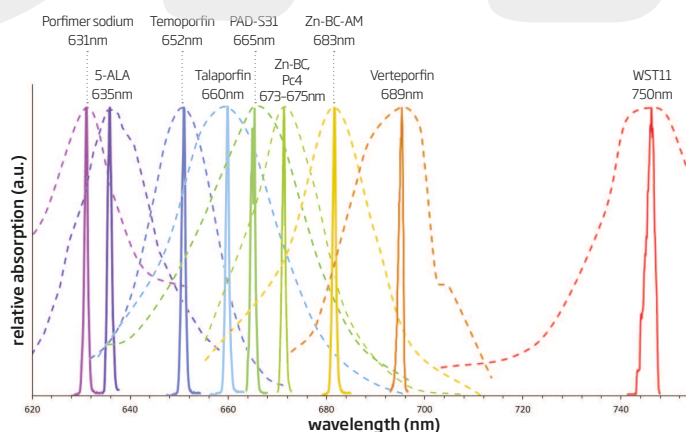
The laser light is formed into a uniform circular spot by Modulight laser beam shaper. The beam shaper can be attached into all common slit lamps.



ML6710i is connected to Modulight cloud, which enables many benefits and value-adding services like secure storing of treatment logs, easy remote support, training materials, and more.

Technical information

- ❑ The default built-in laser is 689 nm, 400 mW output power
- ❑ Aiming beam (laser class 2) 635 nm
- ❑ Possible to select any other Modulight laser in the wavelength range of 400-2000 nm and power up to 3 W
- ❑ Laser beam shaper easily attached to all common slit lamps
- ❑ Treatment spot in the eye adjustable, up to 14 mm diameter with 600 mW/cm² supported
- ❑ Laser on/pause controlled by a foot switch
- ❑ Key switch and interlock for laser safety

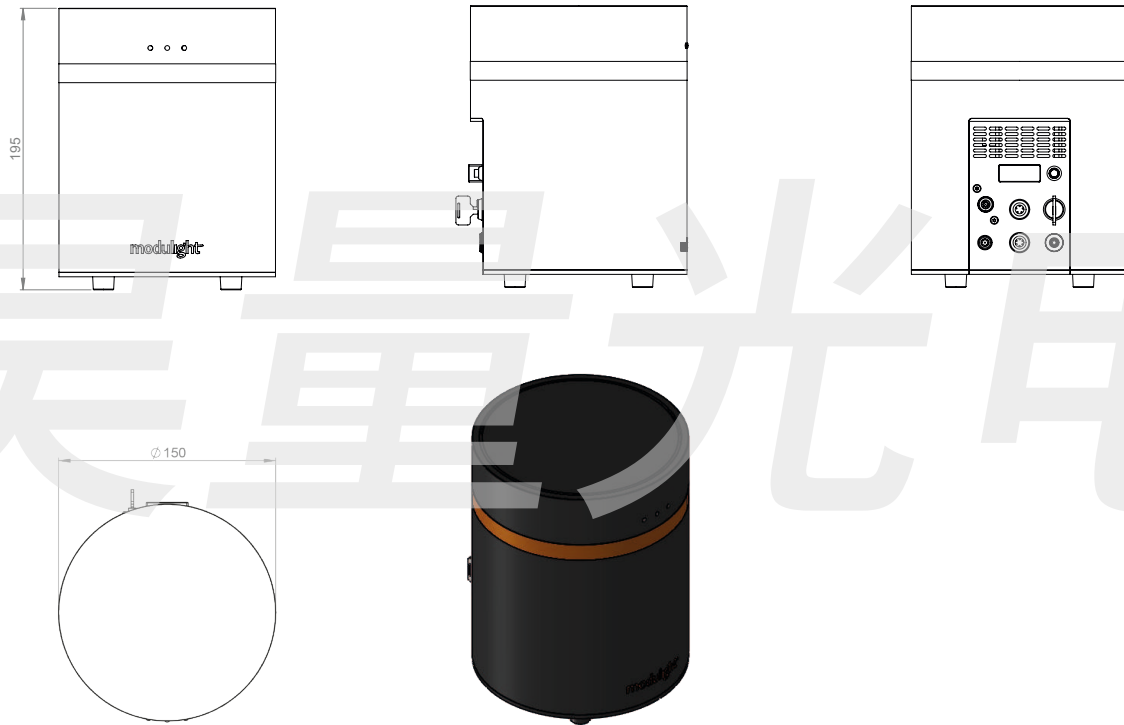


The absorption spectra (dashed lines) of common photosensitizers and the laser emission spectra (solid lines) of Modulight lasers.

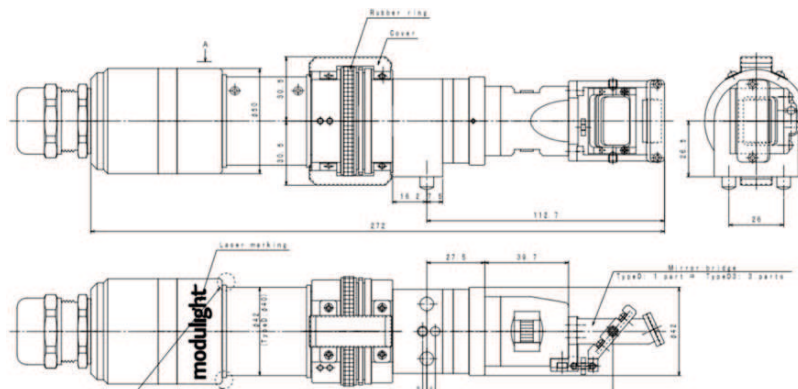


Package information

The housing of ML6710i is made of powder-coated aluminum. The connectors and switches are located in the back. The height of the device is 191 mm (7.5") and its diameter is 150 mm (6").



The beam shaper assembly consists of optical fiber and the actual beam shaping unit. The optical fiber is equipped with an SMA-905 connector, the length of the fiber is 1500 mm, and its numerical aperture is 0.22. The beam shaper unit's length is 272 mm.



Safety information

The laser light emitted from this laser device is visible, and it can be harmful to the human eye. Avoid exposure to the beam, both direct and reflected.

Products are subject to the risks normally associated with sensitive electronic devices including static discharge, transients, and overload. Please ensure ESD protection prior to handling the products.

Please refer to the ML6710i Laser Device Instructions For Use for detailed safety and usage information.



Liability note

This document is sole property of Modulight, Inc. No part of this document may be copied without written acceptance of Modulight, Inc. All statements related to the products herein are believed to be reliable and accurate. However, the accuracy is not guaranteed and no responsibility is assumed for any inaccuracies or omissions. Modulight, Inc. reserves the right to make changes in the specifications at any time without prior notice.

昊量光电